

## SET 2: Reading

### Notes for teachers

- The instructions for each task are indicated on the assessment sheet.
- An example is provided on each sheet.
- If necessary, teachers may provide support (non-verbal or verbal) in order to ensure that pupils understand fully the requirements of each stage. For example, the teacher may hold up a test sheet and indicate the sample answer.
- No additional help should be given as the purpose of the test is to determine the pupil's ability to read the assessment tasks.
- The teacher may end the test when it is evident that a pupil is no longer able to continue.
- There is no strict time guideline for the reading assessment as the time taken by pupils may vary in accordance with their age or existing levels of literacy on entry to the school. However, teachers should observe the progress of pupils through the tests and allow similar time for completion as for a native-speaking group of pupils.

## Set 2: READING A1. (i)


Read these words.

Draw a line from each word to the matching picture.


1. book




2. bicycle



3. lunch



4. pen



5. blackboard



6. television





## Primary School Assessment Kit

### Set 2: READING A1. (ii)

Read and draw a circle around the matching picture.

1 a red paintbrush



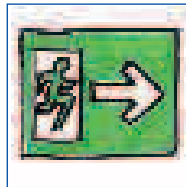
2 five crayons




3 a white shirt



4 No running!



5 an old shoe



6 he is writing



## Set 2: READING A1. (iii)

Look at this picture and read the sentences.  
Choose yes or no for each sentence.



- |    |  |     |                                     |
|----|--|-----|-------------------------------------|
| 1. | There are toys in the big box.         | yes | <input checked="" type="radio"/> no |
| 2. | The pencils are beside the ruler.      | yes | <input type="radio"/> no            |
| 3. | There is a drum on top of the piano.   | yes | <input type="radio"/> no            |
| 4. | The ball is behind the cupboard.       | yes | <input type="radio"/> no            |
| 5. | It is raining outside.                 | yes | <input type="radio"/> no            |
| 6. | The green paint is on the small table. | yes | <input type="radio"/> no            |

## Primary School Assessment Kit

### Set 2: READING A2. (i)


Look at this picture and read the sentences.  
Choose yes or no for each sentence.



- |    |   |            |    |
|----|---|------------|----|
| 1. | There are eight children in the class.      | <u>yes</u> | no |
| 2. | The boy with his hand up is sitting.        | yes        | no |
| 3. | There are two children without any paper.   | yes        | no |
| 4. | The teacher is angry with the children.     | yes        | no |
| 5. | The girl in the pink jumper has curly hair. | yes        | no |
| 6. | There is a blue flower in the window.       | yes        | no |

## Set 2: READING A2. (ii)

The pictures show what Lee does on a school day.  
Look at the 6 pictures and read the 8 sentences.  
Match each picture to the correct sentence.



- ☐ He goes to school by bus.
- ☐ At break-time, he plays outside with his friends.
- ☐ He eats his dinner when he comes home.
- ☐ He learns a lot of things in his classroom.
- ☐ 1 Every morning, Lee gets up at seven o'clock.
- ☐ Then he walks to school.
- ☐ When he comes home, he does his homework.
- ☐ He gets to the school at nine o'clock.








## Primary School Assessment Kit

### Set 2: READING A2. (iii) Junior Primary

The pictures show children at school long ago.

Look at the 6 pictures and read the 8 sentences.

Match each picture to the correct sentence.

☐

The children are reading their books.

☐

The children wrote on small boards called "slates".

1

☐

All the children sat at desks in long rows.

☐

The girls wore white pinafores over their dresses.

☐

The boys wore white socks and black shoes.

☐

The teacher stood at the front of the classroom.

☐


Some children did not have any shoes or socks.

☐

They used beads on an "abacus" to help them count.

## Set 2: READING A2. (iii) Senior Primary

Look at the pictures and read about school long ago.  
Finish the story with words from the box.



### At School Long Ago

All the children sat at desks in long rows.

The teacher \_\_\_\_\_ at the front of the classroom.

The children wrote \_\_\_\_\_ small boards called "slates".

They used beads on an "abacus" to \_\_\_\_\_ them count.

The girls wore white pinafores \_\_\_\_\_ their dresses.

Some children \_\_\_\_\_ not have any shoes or socks.

helped	<del>sat</del>	over	did
on	do	stood	help



# Primary School Assessment Kit

## Set 2: READING B1. (i) Junior Primary



Read Ben's story about school.

My name is Ben and I live in a town in Ireland. I cycle to school because it is not far away from my house. There are thirty children in my class. Every day we have English reading and writing. We do lots of sums and we learn Irish too. Some days we paint pictures and learn new songs as well. On Mondays and Wednesdays we have PE and I like this best because I love sport. Last week we went to the swimming pool. It was great!

Now read these questions.

Choose the correct answer for each question.

- |                                    |                        |
|------------------------------------|------------------------|
|                                    | some days              |
| 1. Which languages does Ben learn? | near his school        |
| 2. How often does Ben do maths?    | to the swimming pool   |
| 3. When does he paint pictures?    | English and Irish      |
| 4. What does Ben really like?      | singing                |
| 5. Where did he go last week?      | every day              |
| 6. Where does Ben live?            | near the swimming pool |
|                                    | sport                  |

## Set 2: READING B1. (ii) Junior Primary



Read and finish Ella's story about school.  
Choose and circle the correct word from each box.

My name is Ella. I'm from the United States of America. I live / lives / living  
in the countryside so I go to school by bus or my dad takes me by / in / with  
his car. My school isn't / aren't / wasn't big and there are only sixteen  
children in my class. We learn to read, write and do mathematics every day.  
We also have sports practice each morning, which is very healthy.  
Much / More / Most afternoons we do music or art. My favourite lesson  
is art but / or / because I love painting. Yesterday my teacher  
say / said / saying that my picture was excellent.

# Primary School Assessment Kit

## Set 2: READING B1. (iii) Junior Primary

Read these questions about both stories.

Circle the correct answer for each question.

1. Where does Ella live?
  - a. in a town in Ireland
  - b. in a town in America
  - ☒ c. in the countryside in America
2. How does Ben get to school?
  - a. by bus
  - b. by bike
  - c. by car
3. How many children are in Ben's class?
  - a. more than in Ella's class
  - b. fewer than in Ella's class
  - c. the same number as in Ella's class
4. What does Ella like doing best?
  - a. swimming
  - b. reading
  - c. painting
5. When does Ben have PE?
  - a. every morning
  - b. every afternoon
  - c. twice a week
6. Which word from Ella's story means "very good"?
  - a. excellent
  - b. favourite
  - c. healthy

## Set 2: READING B1. (i) Senior Primary

Read and finish these stories by three children from different countries. Choose and circle the correct word from each box.

1. My name is Ben and I **live** / lives / living in Ireland. I cycle to school because it's near my house. There are thirty children in my class. Every day we learn English, Irish and maths. We often do painting and singing **to** / two / too. On Mondays and Wednesdays we have P.E. and I like this best. My school starts at 9.00am and we go home at 2.45pm. After school I go to the swimming pool because my dream is to become a champion swimmer.



2. My name is Ella. I'm from the United States of America. I travel to school by bus. There are only sixteen children in my class. We do reading, writing and mathematics every day. We also have sports practice outside. **Much** / More / Most afternoons we do music or art. My favourite lesson is art because I love to paint and I'm going to become a fashion designer. My school opens at 8.30am and finishes at 2.30pm. **When** / Then / Where I get home I watch television.



3. My name is Abdul and I come from Bangladesh. There are sixty children and one teacher in my school. Each day we do reading, writing and maths but we also learn about farming. School starts at 8.00am but at 1.30pm we all walk home because we **have** / can / must to work on our parents' farms. I love reading and I'm the only one in my family who can read. When I grow up **I'm** / I'd / I'll like to be a teacher.



Primary School Assessment Kit

Set 2: READING    B1. (ii)    Senior Primary

Read these questions about the three stories.

Tick (✓) the correct child's name for each question.

		Ben	Ella	Abdul
1.	Who comes from the USA?		✓	
2.	Whose school starts earliest in the morning?			
3.	Who goes to school by bike?			
4.	Who learns two languages at school?			
5.	Who wants to be a teacher?			
6.	Who really likes painting?			



## Set 2: READING B1. (iii) Senior Primary

Read these questions about the three stories.  
Circle the correct answer for each question.

1. What time does Ben finish school?
  - a. at half-past one
  - b. at half-past two
  - ☒ c. at a quarter to three
2. How many children are in Ella's class?
  - a. 16
  - b. 30
  - c. 60
3. What does Abdul do after school?
  - a. he goes swimming
  - b. he helps on a farm
  - c. he watches TV
4. When does Ben have PE?
  - a. every day
  - b. most afternoons
  - c. twice a week
5. Who can read in Abdul's family?
  - a. everybody
  - b. only Abdul's parents
  - c. just Abdul
6. What would Ella like to do when she grows up?
  - a. win prizes for sport
  - b. draw pictures of clothes
  - c. teach children to read



## Set 2: READING

### CORRECTION KEY

A1. (i) & (ii) Match words/phrases to correct pictures

(iii) AT SCHOOL

1. **no**
2. yes
3. no
4. no
5. no
6. yes

A2. (i) IN THE CLASSROOM

1. **yes**
2. no
3. yes
4. no
5. yes
6. no

A2. (ii) LEE'S SCHOOL DAY

1. ***Every morning, Lee gets up at seven o'clock.***
2. He goes to school by bus.
3. He gets to school at nine o'clock.
4. He learns a lot of things in his classroom.
5. At break-time, he plays outside with his friends.
6. When he comes home, he does his homework.

### JUNIOR PRIMARY

A2. (iii) AT SCHOOL LONG AGO

1. ***All the children sat at desks in long rows.***
2. The teacher stood at the front of the classroom.
3. The children wrote on small boards called "slates".
4. They used beads on an "abacus" to help them count.
5. The girls wore white pinafores over their dresses.
6. Some children did not have any shoes or socks.

## SENIOR PRIMARY

### A2. (iii) AT SCHOOL LONG AGO

All the children *sat* at desks in long rows.

The teacher stood at the front of the classroom.

The children wrote on small boards called "slates".

They used beads on an "abacus" to help them count.

The girls wore white pinafores over their dresses.

Some children did not have any shoes or socks.

## JUNIOR PRIMARY

### B1. (i) 1. *English and Irish*

2. every day

3. some days

4. sport

5. to the swimming pool

6. near his school

### B1. (ii) 1. *live*

2. in

3. isn't

4. Most

5. because

6. said

### B1. (iii) 1. *c*

2. b

3. a

4. c

5. c

6. a

## SENIOR PRIMARY

### B1. (i) 1. *live*

2. too

3. Most

4. When

5. have

6. I'd

## Primary School Assessment Kit

- B1. (ii)
1. *Ella*
  2. Abdul
  3. Ben
  4. Ben
  5. Abdul
  6. Ella

- B1. (iii)
1. *c*
  2. *a*
  3. *b*
  4. *c*
  5. *c*
  6. *b*

## Set 2: READING

### Scoring and rating

Total of 15 questions per level. One point for each correct answer.

Test level	Number of correct answers/points	Pupil's level of proficiency (✓)
A1.1		
A1.2		
A1.3		
A2.1		
A2.2		
A2.3		
B1.1		
B1.2		
B1.3		

Pupil's total score at any one level	Pupil's proficiency (level of test)	The next stage
0–7	A1.1 or A2.1 or B1.1	Continue at this level.
8–12	A1.2 or A2.2 or B1.2	Continue at this level.
13–15	A1.3 or A2.3	Progress to the next level. From A1 to A2 or from A2 to B1.
13–15	B1.3	Pupil has reached the objective of language support. When this has been reached for all 4 skills, the pupil is ready for full integration into the mainstream.