

Set 3 TEST: Reading

Notes for teachers

- The instructions for each task are indicated on the assessment sheet.
- An example is provided on each sheet.
- If necessary, teachers may provide support (non-verbal or verbal) in order to ensure that pupils understand fully the requirements of each stage. For example, the teacher may hold up a test sheet and indicate the sample answer.
- No additional help should be given as the purpose of the test is to determine the pupil's ability to read the assessment tasks.
- The teacher may end the test when it is evident that a pupil is no longer able to continue.
- There is no strict time guideline for the reading assessment as the time taken by pupils may vary in accordance with their age or existing levels of literacy on entry to the school. However, teachers should observe the progress of pupils through the tests and allow similar time for completion as for a native-speaking group of pupils.

Primary School Assessment Kit

Set 3: READING A1. (i)

Read these words.

Draw a line from each word to the matching picture.

1. farm






2. farmer

3. sheep

4. horse

5. tractor

6. wheat




Set 3: READING A1. (ii)

Read and draw a circle around the matching picture.

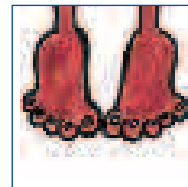
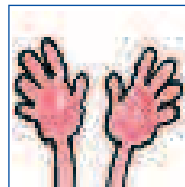
1 she is a doctor



2 brown eyes



3 two feet



4 a big ambulance



5 he is sick



6 her arm is broken



Primary School Assessment Kit

Set 3: READING A1. (iii)

Look at this picture and read the sentences.

Choose yes or no for each sentence.



- | | | |
|---------------------------------------|------------|----|
| 1. The people are at work. | <u>yes</u> | no |
| 2. There is a clock on the wall. | yes | no |
| 3. The lamp is under the big table. | yes | no |
| 4. Some people are using computers. | yes | no |
| 5. One man is bringing food. | yes | no |
| 6. The chairs in the room are yellow. | yes | no |

Set 3: READING A2. (i)

Look at this picture and read the sentences.

Choose yes or no for each sentence.




- | | | |
|---|------------|----|
| 1. These women are in a post office. | <u>yes</u> | no |
| 2. We can buy stamps at the post office. | yes | no |
| 3. The post office sells clothes and shoes. | yes | no |
| 4. Policemen work at the post office. | yes | no |
| 5. We send parcels at the post office. | yes | no |
| 6. People borrow books at the post office. | yes | no |

Primary School Assessment Kit

Set 3: READING A2. (ii)

These pictures show what happens to our letters.
Look at the 6 pictures and read the 8 sentences.
Match each picture with the correct sentence.

☐

A post woman brings our letters to our friend's house.

☐

A man puts the letters in the bin.

☐

Then a man sorts the letters again.

☐

We put our letters into the post box.

☐

The women in the post office sort the letters.

☐

The letters go by bus to other towns.

☐

A postman takes the letters in his van.

☐

Our letters go by train to another town.

Set 3: READING A2. (iii) Junior Primary

The pictures show Samir the postman at work.
Look at the 6 pictures and read the 8 sentences.
Match each picture with the correct sentence.




- ☐ At eight o'clock, Samir set off on his bicycle.
- ☐ 1 Samir got to the post office at six o'clock.
- ☐ Then he is bringing letters to many houses.
- ☐ Then he read the address on each letter.
- ☐ He didn't put any letters into his bag.
- ☐ He brought letters to many houses that morning.
- ☐ After that, he packed the letters into his bag.
- ☐ He took all the letters he had to post.

Primary School Assessment Kit

Set 3: READING A2. (iii) Senior Primary

Look at the pictures and read Samir's story.
Finish the story with words from the box.



Samir's busy morning

Samir got to the post office at six o'clock.

He took all the letters he _____ to post.

Then he read the _____ on each letter.


After that, he packed the letters _____ his bag.

At eight o'clock, Samir set off _____ his bicycle.

He _____ letters to many houses that morning.

on	story	address	into
bring	post	had	brought

Set 3: READING B1. (i) Junior Primary



Read about Eva's parents and their jobs.

My mum is a teacher at my school. She teaches the children in first class. She taught me too, when I was younger. Everyone thinks my mum is really nice. She loves her job because it is very interesting. My dad works for a newspaper and he writes about sport. From Monday to Friday he works in his office, but he often has to go to watch football matches at the weekend. Sometimes I wish he could spend more time at home.




Now read these questions.

Choose the correct answer for each question.

- | | |
|---|-----------------------------|
| 1. Where does Eva's mother work? | in Eva's school |
| 2. What do people think of Eva's mother? | she is interesting |
| 3. What does Eva's mother think of her job? | in an office |
| 4. What does Eva's father do at work? | he goes to football matches |
| 5. Where does Eva's father work? | at home |
| 6. What does he often do at the weekend? | she is nice |
| | he writes about sport |
| | it is interesting |

Primary School Assessment Kit

Set 3: READING B1. (ii) Junior Primary



Read and finish Eva's story about her grandparents.
Choose and circle the correct word from each box.

My granny doesn't have a job more,
but she used to work for a doctor. She answered the
phone and people when the doctor
could see them. She stopped working two years
 and now she spends most of her
time taking care of her garden.



My grandad used to a mechanic.
He was very good fixing cars and he had
his own garage. He work there
now, but he still likes to repair things. Last week he
fixed my bike.




Set 3: READING B1. (iii) (Junior Primary)

Read these questions about Eva's family.
Circle the correct answer for each question.

1. What is Eva's mother's job?
 - a. a doctor
 - ☒ b. a teacher
 - c. a writer
2. What would Eva like her father to do?
 - a. watch football all weekend
 - b. read the newspaper
 - c. stay at home more often
3. What did Eva's grandmother do at work?
 - a. she made sick people better
 - b. she answered the doctor's telephone
 - c. she helped children to learn
4. Where did Eva's grandfather work?
 - a. in a garden
 - b. in his office
 - c. in a garage
5. What do we know about Eva's mother?
 - a. she used to teach Eva
 - b. she teaches Eva now
 - c. she will teach Eva soon
6. Which word from Eva's stories means "fix"?
 - a. watch
 - b. work
 - c. repair

Primary School Assessment Kit

Set 3: READING B1. (i) Senior Primary



Read and finish Eva's story about her family.
Choose and circle the correct word from each box.

My mum works at my school. She teaches the children in first class. She even teach / teaches / **taught** me when I was younger. That was strange, but I didn't mind because everyone thinks my mum is nice.



My dad loves his job. He's a newspaper reporter and he writes lots of articles about sport. Usually he works in his office, but he often has to go to watch football matches at / on / in the weekend.



My granny retired two years ago, but she used to work in a doctor's surgery. When people telephoned the doctor, she will / would / should make appointments for them. She also organised the information about each patient.



My grandad used to fix cars. He was very good at it and he had his own garage. He doesn't / didn't / isn't work there now but he still likes to repair things. Last week he fixed my bike.



I don't remember my great-grandmother but my mum has tell / told / telling me lots about her. She worked in a small grocery store, long ago. She weighed out fruit and vegetables for her customers and sold all the things they needed.

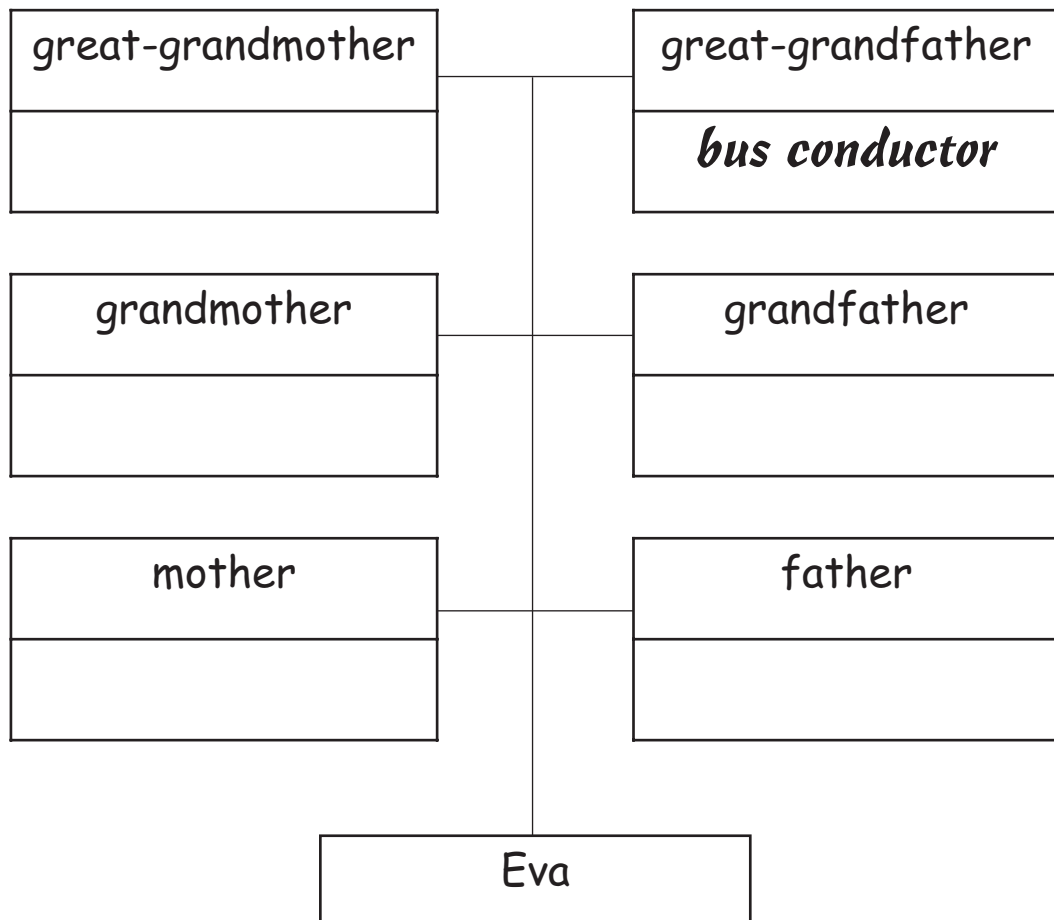


My great-grandfather was a bus conductor. He helped the bus driver to / for / by selling tickets to the passengers. My mum said she often met her grandfather on the bus. Nowadays, most buses just have drivers and machines are used to sell tickets.



Set 3: READING B1. (ii) Senior Primary

Help Eva to finish her family tree.
Choose the correct jobs from the box.



~~bus conductor~~

teacher

shop assistant

doctor

footballer

receptionist

journalist

mechanic

Primary School Assessment Kit

Set 3: READING B1. (iii) Senior Primary

Read these questions about Eva's family.
Circle the correct answer for each question.

1. What do people think of Eva's mother?
 - a. she is young
 - ☒ b. she is nice
 - c. she is strange
2. What does Eva's father have to do?
 - a. write about sport
 - b. play lots of sports
 - c. read the newspaper
3. What did Eva's grandmother do at work?
 - a. she weighed vegetables
 - b. she answered the phone
 - c. she taught small children
4. Where did Eva's grandfather work?
 - a. in an office
 - b. in a surgery
 - c. in a garage
5. Who did Eva's great-grandmother help at work?
 - a. her customers
 - b. her passengers
 - c. her patients
6. What did Eva's great-grandfather do?
 - a. he drove buses
 - b. he repaired buses
 - c. he sold tickets

Set 3: READING

CORRECTION KEY

A1. (i) & (ii) Match words/phrases to correct pictures

- (iii)
1. yes
 2. yes
 3. no
 4. yes
 5. yes
 6. no

A2. (i) THE POST OFFICE

1. ~~yes~~
2. yes
3. no
4. no
5. yes
6. no

A2. (ii) POSTING LETTERS

1. *We put our letters into the post box.*
2. A postman takes the letters in his van.
3. The women in the post office sort the letters.
4. Our letters go by train to another town.
5. Then a man sorts the letters again.
6. A post woman brings our letters to our friends' house.

JUNIOR PRIMARY

A2. (iii) SAMIR THE POSTMAN

1. *Samir got to the post office at six o'clock.*
2. He took all the letters he had to post.
3. Then he read the address on each letter.
4. After that, he packed the letters into his bag.
5. At eight o'clock, Samir set off on his bicycle.
6. He brought letters to many houses that morning.

Primary School Assessment Kit

SENIOR PRIMARY

A2. (iii) SAMIR'S BUSY MORNING

Samir got to the post office at six o'clock.

He took all the letters he had to post.

Then he read the address on each letter.

After that, he packed the letters into his bag.

At eight o'clock, Samir set off on his bicycle.

He brought letters to many houses that morning.

JUNIOR PRIMARY

- B1. (i)
1. in Eva's school.
 2. she is nice.
 3. it is interesting.
 4. he writes about sport.
 5. in an office.
 6. he goes to football matches.

- B1. (ii)
1. *any*
 2. told
 3. ago
 4. be
 5. at
 6. doesn't

- B1. (iii)
1. *b*
 2. c
 3. b
 4. c
 5. a
 6. c

SENIOR PRIMARY

- B1. (i)
1. *taught*
 2. at
 3. would
 4. doesn't
 5. told
 6. by

B1. (ii) great-grandfather = *bus conductor*
great-grandmother = *shop assistant*
grandfather = *mechanic*
grandmother = *receptionist*
father = *journalist*
mother = *teacher*

B1. (iii) 1. *b*
2. *a*
3. *b*
4. *c*
5. *a*
6. *c*

Primary School Assessment Kit

Set 3: READING

Scoring and rating

Total of 15 questions per level. One point for each correct answer.

Test level	Number of correct answers/points	Pupil's level of proficiency (✓)
A1.1		
A1.2		
A1.3		
A2.1		
A2.2		
A2.3		
B1.1		
B1.2		
B1.3		

Pupil's total score at any one level	Pupil's proficiency (level of test)	The next stage
0–7	A1.1 or A2.1 or B1.1	Continue at this level.
8–12	A1.2 or A2.2 or B1.2	Continue at this level.
13–15	A1.3 or A2.3	Progress to the next level. From A1 to A2 or from A2 to B1.
13–15	B1.3	Pupil has reached the objective of language support. When this has been reached for all 4 skills, the pupil is ready for full integration into the mainstream.